








# Ogopogo Invitational

Women's Artistic Gymnastics

Okanagan Gymnastics Centre ~ Kelowna ~ June 4-6, 2010

Session 9 - P1 Argo A & B

## P1 Argo B

ID#	Gymnast's Name	Club	City	YOB (Age)	Vault Saut 			Bars Barres 			Beam Poutre 			Floor Sol 			All Around Total 		
					D	Score	Rk	D	Score	Rk	D	Score	Rk	D	Score	Rk	D	Score	Rk
962	<b>Erika Lepper</b>	Canmore Illu:	Canmore	2001 (9)	3.0	11.950	2	3.0	12.550	1	3.0	12.550	1	3.0	11.850	4-T	12.0	48.900	1
959	<b>Hannah Peatfield</b>	Whistler	Whistler	2000 (10)	3.0	12.000	1-T	3.0	11.750	6-T	2.5	11.750	8-T	3.0	11.900	3-T	11.5	47.400	2
961	<b>Gabby Flynn</b>	Whistler	Whistler	2001 (9)	3.0	11.200	9-T	3.0	12.100	4-T	3.0	11.950	4-T	3.0	12.000	2	12.0	47.250	3
968	<b>Braelyn Dillon</b>	Okanagan	Kelowna	2001 (9)	3.0	12.000	1-T	3.0	12.300	3	3.0	10.950	13	3.0	11.900	3-T	12.0	47.150	4
966	<b>Madison Moore</b>	Quesnel Tect	Quesnel	2001 (9)	3.0	11.800	3	3.0	12.050	5	3.0	11.350	11	3.0	11.800	5	12.0	47.000	5
963	<b>Sally Haaheim</b>	Okanagan	Kelowna	2001 (9)	3.0	11.250	8-T	3.0	12.100	4-T	3.0	11.750	8-T	3.0	11.850	4-T	12.0	46.950	6
958	<b>Lindsay Bischoff</b>	Canmore Illu:	Canmore	2000 (10)	3.0	11.450	5	3.0	11.750	6-T	3.0	11.800	7	3.0	11.650	6	12.0	46.650	7-T
969	<b>Shirley Chen</b>	Splitz	Surrey	2001 (9)	3.0	11.000	12-T	3.0	12.350	2	3.0	12.000	3	3.0	11.300	10-T	12.0	46.650	7-T
957	<b>Cassia Jean</b>	Whistler	Whistler	2000 (10)	3.0	11.300	7	3.0	11.600	8	3.0	11.900	5	3.0	11.400	9	12.0	46.200	8
952	<b>Isabelle Louie</b>	SGS	Surrey	2000 (10)	3.0	11.100	11	3.0	11.200	12	3.0	12.200	2	3.0	11.450	8	12.0	45.950	9
971	<b>Kylie Manser</b>	Mountain Shz	Okotoks	2001 (9)	3.0	11.250	8-T	3.0	11.550	9	3.0	11.850	6	3.0	11.050	14	12.0	45.700	10
965	<b>Danica Graves</b>	Okanagan	Kelowna	2001 (9)	3.0	11.550	4-T	3.0	10.250	14	2.5	11.550	9-T	3.0	12.200	1	11.5	45.550	11
960	<b>Kirsten Cheung</b>	LGF	Langley	2001 (9)	3.0	11.000	12-T	3.0	11.700	7	3.0	11.550	9-T	3.0	11.250	11-T	12.0	45.500	12
953	<b>Anni Dora Perrier</b>	FitKidz	Summerland	2000 (10)	3.0	11.350	6	3.0	11.400	10	3.0	11.550	9-T	2.5	10.900	15	11.5	45.200	13
967	<b>Katarina Sterk</b>	Springers	Penticton	2001 (9)	3.0	11.000	12-T	2.5	10.200	15	3.0	11.950	4-T	3.0	11.300	10-T	11.5	44.450	14
951	<b>Niki Marriott</b>	Whistler	Whistler	2000 (10)	3.0	11.250	8-T	3.0	11.350	11	3.0	10.600	14	2.5	11.100	13-T	11.5	44.300	15
956	<b>Jordan Hilts</b>	Harbour City	Nanaimo	2000 (10)	3.0	11.150	10	3.0	9.550	17	3.0	11.750	8-T	3.0	11.600	7	12.0	44.050	16
970	<b>Katelin Coombes</b>	FitKidz	Summerland	2001 (9)	3.0	11.200	9-T	3.0	10.050	16	2.5	11.150	12	3.0	10.700	17	11.5	43.100	17
964	<b>Ella Simmons</b>	Springers	Penticton	2001 (9)	3.0	10.350	15	3.0	10.900	13	3.0	9.900	17	3.0	11.250	11-T	12.0	42.400	18
972	<b>Gigi Kranjc</b>	Whistler	Whistler	2001 (9)	3.0	10.450	13	2.5	8.250	18	3.0	10.500	15	3.0	11.100	13-T	11.5	40.300	19
955	<b>Nicole Boulanger</b>	Whistler	Whistler	2000 (10)	3.0	10.150	16	2.0	7.000	19	3.0	11.450	10	3.0	10.750	16	11.0	39.350	20
954	<b>Tori Pearl-Dowler</b>	Bowen Island	Bowen Islanr	2000 (10)	3.0	11.550	4-T	1.0	4.600	21	3.0	10.450	16	3.0	11.200	12	10.0	37.800	21
1023	<b>Hannah Dua</b>	Bowen Island	Bowen Islanr	2000 (10)	3.0	10.400	14	1.5	4.700	20	2.5	9.650	18	2.5	10.450	18	9.5	35.200	22