



Ogopogo Invitational

Women's Artistic Gymnastics

Okanagan Gymnastics Centre ~ Kelowna ~ June 4-6, 2010

Session 5: PANEL A - P3 TYRO

P3 Tyro

ID#	Gymnast's Name	Club	City	YOB (Age)	Vault Saut			Bars Barres			Beam Poutre			Floor Sol			All Around Total		
					D	Score	Rk	D	Score	Rk	D	Score	Rk	D	Score	Rk	D	Score	Rk
556	Cheyenne Rupert	LGF	Langley	1998 (12)	3.2	12.050	2	3.2	12.200	4	3.3	12.100	3	3.8	12.200	8-T	13.5	48.550	1
568	Salena Kropp	SGS	Surrey	1998 (12)	3.2	11.200	15	3.2	12.100	5	3.4	12.000	5	4.0	12.800	2	13.8	48.100	2
357	Shanya Dhindsa	SGS	Surrey	1999 (11)	3.2	12.100	1-T	3.1	11.700	9-T	3.9	12.700	1	3.3	11.400	12	13.5	47.900	3
566	Kira Fearn	Splitz	Surrey	1998 (12)	4.0	12.100	1-T	3.2	11.900	7-T	3.9	10.850	16-T	4.0	12.900	1	15.1	47.750	4-T
555	Jillian Kennedy	LGF	Langley	1998 (12)	3.2	11.700	7-T	3.5	11.300	12	4.0	12.350	2	3.8	12.400	6-T	14.5	47.750	4-T
581	Brielle Culbert	Okanagan	Kelowna	1999 (11)	3.2	11.600	9-T	3.6	12.600	2	3.2	10.750	18	3.8	12.400	6-T	13.8	47.350	5
578	Emaree Handley	Okanagan	Kelowna	1999 (11)	3.2	11.400	12-T	3.7	11.100	14	3.9	12.050	4	3.8	12.600	3	14.6	47.150	6
551	Bria Henderson	Balance Gym	Vancouver	1998 (12)	4.0	11.750	6	3.8	12.700	1	3.1	10.800	17	4.1	11.800	11-T	15.0	47.050	7-T
575	Jessica Gibson	Twisters	Abbotsford	1999 (11)	4.0	11.850	4-T	3.1	10.900	16	3.6	11.850	6	4.0	12.450	5	14.7	47.050	7-T
573	Ashley Perry	Twisters	Abbotsford	1998 (12)	4.0	12.100	1-T	3.5	11.000	15-T	3.9	11.550	8-T	4.1	12.300	7-T	15.5	46.950	8
559	Jordyn Bahf	Mountain Shz	Okotoks	1999 (11)	3.2	11.850	4-T	3.2	12.300	3-T	3.4	10.850	16-T	3.7	11.900	10-T	13.5	46.900	9-T
571	Marina Szabo	SGS	Surrey	1998 (12)	3.2	11.700	7-T	2.8	11.700	9-T	3.2	11.000	13	4.0	12.500	4	13.2	46.900	9-T
570	Julsleen Sangha	SGS	Surrey	1998 (12)	3.2	11.600	9-T	3.2	11.500	11	3.9	11.300	10	3.8	12.300	7-T	14.1	46.700	10
507	Monica Herrera	Omega	Coquitlam	1999 (11)	3.4	11.500	10-T	3.5	11.600	10	4.1	11.550	8-T	4.1	11.800	11-T	15.1	46.450	11-T
579	Hannah Butcher	Okanagan	Kelowna	1999 (11)	3.2	11.500	10-T	3.1	12.000	6	3.9	10.950	14	3.8	12.000	9-T	14.0	46.450	11-T
552	Abigail Fuller	Capital City	Edmonton	1999 (11)	3.2	12.000	3	2.4	10.400	19	3.8	11.500	9	3.8	12.300	7-T	13.2	46.200	12
553	Brooklyn Marsden	Capital City	Edmonton	1999 (11)	3.2	11.300	13	3.1	11.200	13	3.3	11.700	7	3.8	11.800	11-T	13.4	46.000	13
563	Haylie Palichuk	Flip City	Langley	1998 (12)	3.6	11.650	8	3.2	12.300	3-T	3.5	10.100	20-T	3.9	11.900	10-T	14.2	45.950	14
574	Carissa Williams	Twisters	Abbotsford	1998 (12)	4.0	12.100	1-T	3.2	10.500	18	4.0	10.700	19	4.0	12.000	9-T	15.2	45.300	15-T
554	Emily Bolink	Falcons	Victoria	1998 (12)	3.6	11.400	12-T	3.2	11.800	8	3.0	10.100	20-T	3.9	12.000	9-T	13.7	45.300	15-T
564	Airlie Palichuk	Flip City	Langley	1998 (12)	3.2	11.050	16	3.2	11.000	15-T	3.5	11.200	12	4.1	12.000	9-T	14.0	45.250	16
569	Ashley Omid	SGS	Surrey	1998 (12)	3.2	11.250	14-T	3.4	11.900	7-T	3.9	11.250	11	3.5	10.700	13-T	14.0	45.100	17








Ogopogo Invitational

Women's Artistic Gymnastics

Okanagan Gymnastics Centre ~ Kelowna ~ June 4-6, 2010

Session 5: PANEL A - P3 TYRO

P3 Tyro

ID#	Gymnast's Name	Club	City	YOB (Age)	Vault Saut 			Bars Barres 			Beam Poutre 			Floor Sol 			All Around Total 		
					D	Score	Rk	D	Score	Rk	D	Score	Rk	D	Score	Rk	D	Score	Rk
565	Chloe Barrick	Flip City	Langley	1998 (12)	3.2	11.250	14-T	2.7	10.800	17	4.1	10.900	15-T	3.7	10.700	13-T	13.7	43.650	18
572	Katrina Penner-Loat	Twisters	Abbotsford	1998 (12)	4.0	11.800	5	2.5	9.600	21	3.9	9.950	21	3.9	12.200	8-T	14.3	43.550	19
580	Taylor Schell	Okanagan	Kelowna	1998 (12)	3.2	11.450	11	3.2	10.200	20	3.4	10.900	15-T	2.7	9.700	14	12.5	42.250	20
558	Liv Price	Mountain Sh	Okotoks	1998 (12)															
560	Cosette Teghtmeyer	Phoenix	Edmonton	1999 (11)															
567	Desiree McNaught	Splitz	Surrey	1998 (12)															